

R410A

# ECO COOLER

## ROOFTOP PACKAGE

50Hz

100% Fresh Air

2022

**ECO COOLER**  
AIR CONDITIONER

MULTI STAGE EVAPORATIVE COOLING





Special Public places  
Commercial, Office, Hospital, Restaurant,  
Coffee shop & Etc .

# ECO COOLER


AIR CONDITIONER





ECO COOLER

ECO COOTEK



ECO COOLER

## Table of Contents

---

INTRODUCTION	7
NOMENCLATURE	7
FEATURES AND BENEFITS	8
STANDARD SPECIFICATIONS	9
OPTIONAL FEATURES	15
TECHNICAL DATA	16
PERFORMANCE DATA TABLES	19
UNIT DIMENSIONS	24
Typical electrical wiring diagram	36
TYPICAL WIRING DIAGRAM	37

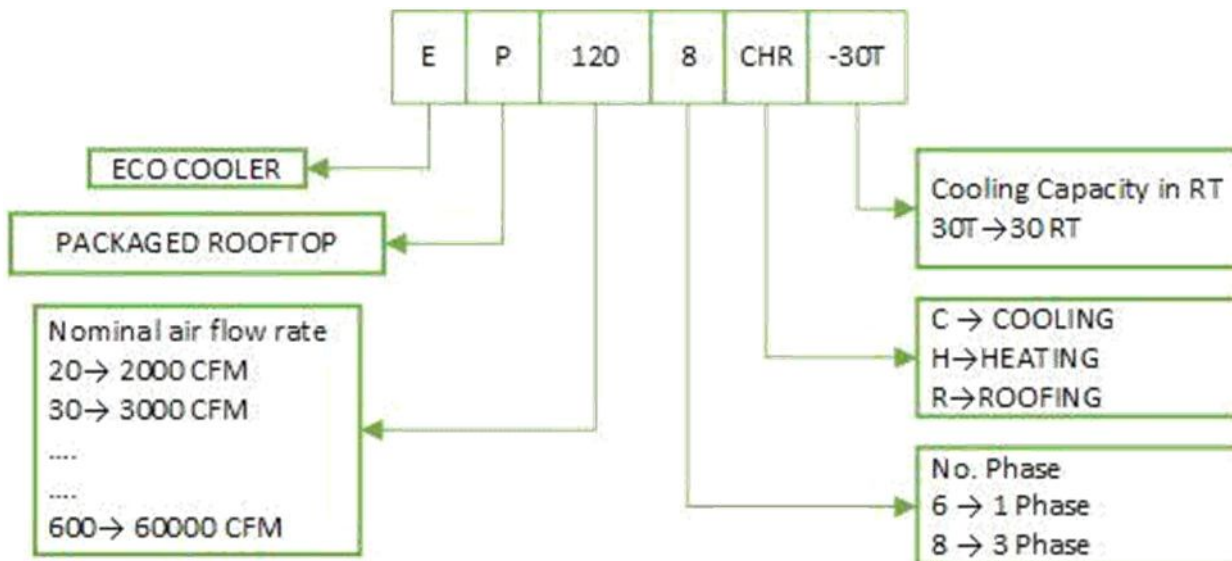
# INTRODUCTION

**ECO PACKAGE** High Efficiency Package Units are designed for outdoor installation specifically for tropical operation with high performance, low power consumption, easy installation and low noise operations.

**ECO PACKAGE** Packaged Units can be used for cooling or heating with optional electric heater.



# NOMENCLATURE



## OUTSTANDING FEATURES

### Applications

- 100% Fresh air applications
- Low cfm mixed air applications

### Superior Efficiency

- High EER (Energy Efficiency Ratio)
- Low power consumption
- Heavy duty, High volumetric efficiency scroll compressors
- High efficiency Back Inclined Evaporator Blowers
- Fans are manufactured in Galvanized Steel Sheet with Structurally reinforced housing
- Totally Enclosed Fan cooled (TEFC) Blower Motor, class F insulation, IP 55
- Designed to operate at severe ambient temperature up to 52°C without tripping
- Condenser and Evaporator Coils are heavy duty built up seamless copper tubes and mechanically bonded louvered hydrophilic fins
- Standard Refrigerant line accessories filter drier, sight glass, thermostatic expansion valves
- UL certified components
- Standard hot gas bypass
- Condenser coils metal guards

### Quiet operation

- Low noise level compressors, condenser fans, and evaporator blower
- Compact physical footprint
- Special designed refrigerant piping in addition to the insulation for the evaporator section

### controls

- Microprocessor Controller
- Single point power supply
- Color coded wires
- Weatherproof Control panel

### Quality Assurance

- All units in the FPNG series are :
  - Factory run tested
  - Produced in an ISO 9001-2000 listed manufacturing facility
  - Constructed in compliance with ASHRAE 15 safety requirements
  - AHRI certified cooling coils

### Options & Accessories

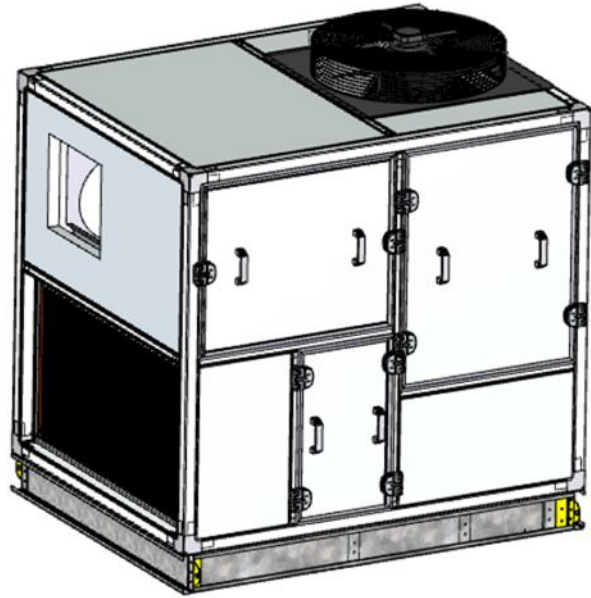
- Intelligent air Quality System by Economizer control
- Ultraviolet (UV) lamps
- Mild ambient control
- Return air Bag filters
- Electric Heaters
- Steam Humidifiers
- Anti ice thermostats



## OUTSTANDING FEATURES

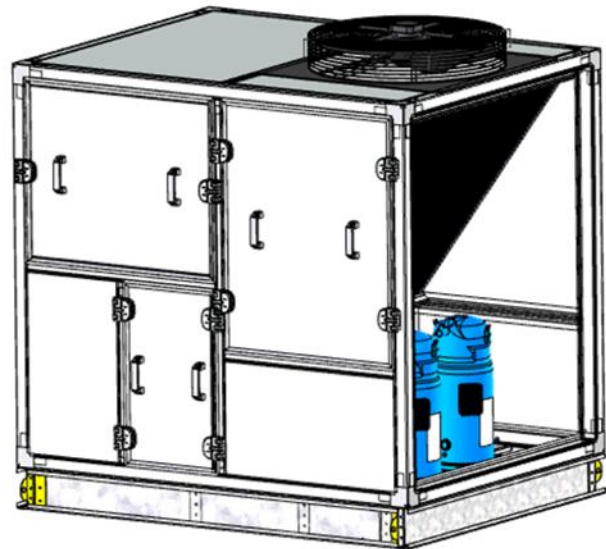
### Evaporator's Side

- Easy access to the evaporator side with removable panel for maintenance purpose for the fan, motor, belt, pulleys and expansion valve
- Easy access for drain pan for cleaning



### Compressor's side

Easy access to the compressor side for maintenance purpose for the compressors and the filter drier  
 Easy access for the condenser fans and motors



### Electrical Panel

- Easy access to the electrical panel with access panel for microprocessor access and electrical parts

## STANDARD SPECIFICATIONS

### General

The Fresh Air Package New Generation units (FPNG) are factory assembled cooling or combination of cooling and heating with electric heater, suitable for outdoor installation mounting on the roof or ground.

The Fresh Air packaged unit consists of scroll compressors, cooling coil, condenser coil, fans, electric heater (optional), control wiring and interconnecting piping-all factory assembled.

### Unit Casing

The casing sheet metal is fabricated from hot dipped G90, Zinc coating and zero spangle galvanized steel, oven-baked powder coated.

The unit is provided with an integral weather resistant control panel for outdoor application. Panels and access doors are provided for inspection and access for all internal parts.

### Evaporator Fan

The units are provided with centrifugal fans which are statically and dynamically balanced, designed for low sound level operation  
Belt driven.

### Evaporator Coils

The coils are built up of ripple finned seamless copper tubes and mechanically bonded to scientifically designed louvered fins.  
The assembled coils are factory leak tested under water at a pressure of 350 psig for quality and leak free units.

### Drain Pan

The drain pan is fabricated of galvanized steel.  
The drain pan is powder coat painted and the outer surface is thermally insulated.

### Compressor

The compressors are hermetic scroll type provided with crankcase heater, internal pressure relief valve which provides high pressure protection to the refrigerant system and rubber vibration isolators for quiet and efficient operation.

The compressors are equipped with internal motor protector for safe operation. The compressors are built to NF, VPE, CSA, & UL certification.

### Condenser Coils

The coils are built up seamless copper tubes and mechanically bonded to scientifically designed louvered fins.  
The assembled coils are factory leak tested under water at a pressure of 450 psig for quality and leak free unit.

### Condenser Fans

The fans are selected for optimum efficiency and maximum sound power reduction, propeller type and direct driven, upward discharge and provided with fan grille mounted on the casing.

### Condenser Fan Motor

Condenser fan motors are totally enclosed air-over type with class F insulation. The motors are provided with inherent thermal protection and auto rest type.



## OPTIONAL SPECIFICATIONS

### Construction

- Double skin for evaporator side
- Coil protection materials: a) Polyurethane pre-coat Aluminum fins with copper tubes
- b) Tinned copper tubes with copper fins • Stainless steel drain pan
- Double side drain connections
- Other types of filter: synthetic fiber media for flat filter, 2" or 4" flat filter, bag filter" • Mixing box
- Vibration isolation for the unit :
- a) Neoprene rubber pads
- b) 1" spring isolator
- Lockable door for the control panel

### Electrical

- Electric heaters (open coil type)
- Electric heaters (fin type)
- Compressor circuit breaker
- Mild ambient (fan cycling) control
- Duct sensor
- Anti - ice thermostat
- Volt free contacts
- External overload
- Ultraviolet light
- Dirty filter indication
- Fire alarm connection
- Economizer controller
- Steam Humidifiers

### Refrigeration

- Pump down solenoid valve (PDS)
- Adjustable high-pressure switch
- Adjustable low-pressure switch
- Muffler
- Replaceable filter drier with mechanical shut-off valve



## MICROPROCESSOR CONTROLLER

### Microprocessor Based Controller

The Fresh Air Package New Generation units are provided with technologically advanced Microprocessor based controller, incorporating the following benefits and features:

- ANTI-RECYCLE TIMER
- Compressor lock out function
- Balance loading of compressors
- Compressor's lead-lag operation
- Pump down option.
- Fault diagnostics
- Indicator lights for high- & low-pressure Safeties





## SELECTION PROCEDURE

The below example illustrates the selection procedure to assist using this catalog to select the appropriate FPNG unit that meets the design requirements.

**Example :**

- Design requirements
- Total cooling capacity 201 [MBH]
  - Sensible cooling capacity 163 [MBH]
  - Design ambient temperature 115 [°F]
  - Evaporator air flow 3100 [CFM]
  - Evaporator entering temperature DB/WB 115/80 [°F/°F ]
  - External static pressure 1.0 [in. wg]
  - Altitude 2000 [ft]
  - Power supply 415V / 3Ph / 50Hz

Altitude [ft]	Correction factor
Sea level	1
1000	0.996
2000	0.990
3000	0.984
4000	0.980
5000	0.974
6000	0.965
7000	0.960



\*Using the correction factor table at the specified altitude, thereby the required capacity will be:

**Corrected capacity** = Required capacity / corr. factor

**Corrected total capacity** = 201[MBH]/0.99 = 203.03 MBH

**Corrected sensible capacity** = 163[MBH]/0.99 = 164.64 MBH

From the cooling capacity at performance data tables (page 10), the closest selection model to the required capacity is FPNG 240. From the performance table:

**Total capacity** = 206.63 [MBH]

**Sensible capacity** = 164.67 [MBH]

# GENERAL DATA

HIGH EFFICIENT

Model (HIGH EFFICIENT)		7T	10T	12T	15T	20T
Power supply [Volts/Phase/Hz]		415 V/3 Ph/ 50 HZ				
Compressor	Type	Hermetic Scroll				
	Quantity	1	1	1	2	2
	Refrigeration Circuits	1	1	1	1	2
	Refrigerant	R410A				
Expansion device type		Thermostatic Expansion Valves				
Condenser Fan	Type	Propeller-Direct Drive				
	Diameter, mm	630	800	800	800	900
	No. of fans	1	1	1	1	1
	Air Flow, m <sup>3</sup> /min. (CFM)	164.14(5800)	367.9(13000)	367.9(13000)	367.9(13000)	481.1(17000)
	Motor Enclosure/Ins .Class	Totally Enclosed Air Over, Class F / Class B				
	Nominal kW (HP)	0.53 (0.71)	2.1 (2.82)	2.1 (2.82)	2.1 (2.82)	2.05 (2.75)
RPM	905	910	910	910	915	
Condenser Section	Type	Microchannel				
	Rows/FPI	1/20				
	Total Face area, m <sup>2</sup>	1.0	2.0	2.0	2.0	3.0
	Total Face area, ft <sup>2</sup>	10.76	21.52	21.52	21.52	32.28
Supply motor and fan	Type	Forward - Belt Driven				
	No. of fans	1	1	1	1	1
	Motor Enclosure/Ins .Class	Totally Enclosed Fan Cooled (TEFC) , Class F Insulation				
	Nominal kW	0.28-1.1	0.38-1.6	0.38-1.6	0.38-1.6	0.38-1.6
Evaporator Coil	Type	Enhanced Fins and Tube				
	Rows/FPI	6/10				
	Total Face area, m <sup>2</sup>	0.39	0.58	0.58	0.58	0.76
	Total Face area, ft <sup>2</sup>	4.2	6.2	6.2	6.2	8.2
Air Filter	Type	Washable Aluminum mesh				
	Thickness [inch]	2"				
Operating Weight	kg					

Model (HIGH EFFICIENT)		25T	30T	35T	40T	45T
Power supply [Volts/Phase/Hz]		415 V/3 Ph/ 50 HZ				
Compressor	Type	Hermetic Scroll				
	Quantity	2	4	4	4	4
	Refrigeration Circuits	2	2	2	2	2
	Refrigerant	R410A				
Expansion device type		Thermostatic Expansion Valves				
Condenser Fan	Type	Propeller-Direct Drive				
	Diameter, mm	800	800	800	800	800
	No. of fans	2	2	2	3	3
	Air Flow, m <sup>3</sup> /min. (CFM)	735.8(26000)	735.8(26000)	735.8(26000)	1103.7(39000)	1103.7(39000)
	Motor Enclosure/Ins .Class	Totally Enclosed Air Over, Class F / Class B				
	Nominal kW (HP)	2*2.1 (2.82)	2*2.1 (2.82)	2*2.1 (2.82)	3*2.1 (2.82)	3*2.1 (2.82)
RPM	910	910	910	910	910	
Condenser Section	Type	Microchannel				
	Rows/FPI	1/20				
	Total Face area, m <sup>2</sup>	4.0	4.0	4.0	6.0	6.0
	Total Face area, ft <sup>2</sup>	43.04	43.04	43.04	64.56	64.56
Supply motor and fan	Type	Forward - Belt Driven				
	No. of fans	1	1	1	1	2
	Motor Enclosure/Ins .Class	Totally Enclosed Fan Cooled (TEFC) , Class F Insulation				
	Nominal kW	0.9-3.5	0.9-3.5	0.9-3.5	1.32-5	1.32-5
Evaporator Coil	Type	Enhanced Fins and Tube				
	Rows/FPI	6/10				
	Total Face area, m <sup>2</sup>	1.38	1.38	1.38	2.12	2.12
	Total Face area, ft <sup>2</sup>	14.8	14.8	14.8	22.8	22.8
Air Filter	Type	Washable Aluminum mesh				
	Thickness [inch]	2"				
Operating Weight	kg					

# GENERAL DATA

HIGH EFFICIENT

Model (HIGH EFFICIENT)	50T	55T	60T	65T	70T	
Power supply [Volts/Phase/Hz]	415 V/3 Ph/ 50 HZ					
Compressor	Type Hermetic Scroll					
	Quantity	4	4	8	8	8
	Refrigeration Circuits	2	2	4	4	4
	Refrigerant	R410A				
Condenser Fan	Expansion device type Thermostatic Expansion Valves					
	Type Propeller-Direct Drive					
	Diameter, mm	800	800	800	800	800
	No. of fans	3	3	4	4	4
	Air Flow, m <sup>3</sup> /min. (CFM)	1103.7(39000)	1103.7(39000)	1471.6(52000)	1471.6(52000)	1471.6(52000)
	Motor Enclosure/Ins .Class	Totally Enclosed Air Over, Class F / Class B				
Condenser Section	Nominal kW (HP)	3*2.1 (2.82)	3*2.1 (2.82)	4*2.1 (2.82)	4*2.1 (2.82)	4*2.1 (2.82)
	RPM	910	910	910	910	910
	Type Microchannel					
	Rows/FPI 1/20					
Supply motor and fan	Total Face area, m <sup>2</sup>	6.0	6.0	8.0	8.0	8.0
	Total Face area, ft <sup>2</sup>	64.56	64.56	86.08	86.08	86.08
	Type Forward - Belt Driven					
	No. of fans	2	2	2	2	2
Evaporator Coil	Motor Enclosure/Ins .Class	Totally Enclosed Fan Cooled (TEFC) , Class F Insulation				
	Nominal kW	1.32-5	1.32-5	1.8-7	1.8-7	1.8-7
	Type Enhanced Fins and Tube					
Air Filter	Rows/FPI 6/10					
	Total Face area, m <sup>2</sup>	2.12	2.12	2.75	2.75	2.75
	Total Face area, ft <sup>2</sup>	22.8	22.8	29.6	29.6	29.6
Operating Weight	Type Washable Aluminum mesh					
	Thickness [inch] 2"					
kg						

Model (HIGH EFFICIENT)	80T	90T	100T	110T	120T	
Power supply [Volts/Phase/Hz]	415 V/3 Ph/ 50 HZ					
Compressor	Type Hermetic Scroll					
	Quantity	8	8	8	8	8
	Refrigeration Circuits	4	4	4	4	4
	Refrigerant	R410A				
Condenser Fan	Expansion device type Thermostatic Expansion Valves					
	Type Propeller-Direct Drive					
	Diameter, mm	800	800	800	800	800
	No. of fans	6	6	6	6	6
	Air Flow, m <sup>3</sup> /min. (CFM)	2207.4(78000)	2207.4(78000)	2207.4(78000)	2207.4(78000)	2207.4(78000)
	Motor Enclosure/Ins .Class	Totally Enclosed Air Over, Class F / Class B				
Condenser Section	Nominal kW (HP)	6*2.1 (2.82)	6*2.1 (2.82)	6*2.1 (2.82)	6*2.1 (2.82)	6*2.1 (2.82)
	RPM	910	910	910	910	910
	Type Microchannel					
	Rows/FPI 1/20					
Supply motor and fan	Total Face area, m <sup>2</sup>	12.0	12.0	12.0	12.0	12.0
	Total Face area, ft <sup>2</sup>	129.12	129.12	129.12	129.12	129.12
	Type Forward - Belt Driven					
	No. of fans	4	4	4	4	4
Evaporator Coil	Motor Enclosure/Ins .Class	Totally Enclosed Fan Cooled (TEFC) , Class F Insulation				
	Nominal kW	2.64-10	2.64-10	2.64-10	2.64-10	2.64-10
	Type Enhanced Fins and Tube					
Air Filter	Rows/FPI 6/10					
	Total Face area, m <sup>2</sup>	4.24	4.24	4.24	4.24	4.24
	Total Face area, ft <sup>2</sup>	45.6	45.6	45.6	45.6	45.6
Operating Weight	Type Washable Aluminum mesh					
	Thickness [inch] 2"					
kg						

# GENERAL DATA

STANDARD

Model (STANDARD)	7T	10T	12T	15T	20T	
Power supply [Volts/Phase/Hz]	415 V/3 Ph/ 50 HZ					
Compressor	Type Hermetic Scroll					
	Quantity	1	1	1	2	2
	Refrigeration Circuits	1	1	1	2	2
	Refrigerant	R410A				
Condenser Fan	Expansion device type Thermostatic Expansion Valves					
	Type Propeller-Direct Drive					
	Diameter, mm	630	630	630	800	800
	No. of fans	1	1	1	1	1
	Air Flow, m <sup>3</sup> /min. (CFM)	164.14(5800)	164.14(5800)	164.14(5800)	367.9(13000)	367.9(13000)
	Motor Enclosure/Ins .Class	Totally Enclosed Air Over, Class F / Class B				
Condenser Section	Nominal kW (HP)	0.53 (0.71)	0.53 (0.71)	0.53 (0.71)	2.1 (2.82)	2.1 (2.82)
	RPM	905	905	905	910	910
	Type Microchannel					
	Rows/FPI 1/20					
Supply motor and fan	Total Face area, m <sup>2</sup>	1.0	1.0	1.0	2.0	2.0
	Total Face area, ft <sup>2</sup>	10.76	10.76	10.76	21.52	21.52
	Type Forward - Belt Driven					
	No. of fans					
Evaporator Coil	Motor Enclosure/Ins .Class Totally Enclosed Fan Cooled (TEFC) , Class F Insulation					
	Nominal kW	0.28-1.1	0.28-1.1	0.28-1.1	0.38-1.6	0.38-1.6
	Type Enhanced Fins and Tube					
Air Filter	Rows/FPI 6/10					
	Total Face area, m <sup>2</sup>	0.39	0.39	0.39	0.58	0.58
	Total Face area, ft <sup>2</sup>	4.2	4.2	4.2	6.2	6.2
Operating Weight	Type Washable Aluminum mesh					
	Thickness [inch] 2"					
kg						

Model (STANDARD)	25T	30T	35T	40T	45T	
Power supply [Volts/Phase/Hz]	415 V/3 Ph/ 50 HZ					
Compressor	Type Hermetic Scroll					
	Quantity	4	4	4	4	4
	Refrigeration Circuits	2	2	2	2	2
	Refrigerant	R410A				
Condenser Fan	Expansion device type Thermostatic Expansion Valves					
	Type Propeller-Direct Drive					
	Diameter, mm	800	900	900	800	800
	No. of fans	1	1	1	2	2
	Air Flow, m <sup>3</sup> /min. (CFM)	367.9(13000)	481.2(17000)	481.2(17000)	735.8(26000)	735.8(26000)
	Motor Enclosure/Ins .Class	Totally Enclosed Air Over, Class F / Class B				
Condenser Section	Nominal kW (HP)	2.1 (2.82)	2.05 (2.75)	2.05 (2.75)	2*2.1 (2.82)	2*2.1 (2.82)
	RPM	910	915	915	910	910
	Type Microchannel					
	Rows/FPI 1/20					
Supply motor and fan	Total Face area, m <sup>2</sup>	2.0	3.0	3.0	4.0	4.0
	Total Face area, ft <sup>2</sup>	21.52	32.28	32.28	43.04	43.04
	Type Forward - Belt Driven					
	No. of fans					
Evaporator Coil	Motor Enclosure/Ins .Class Totally Enclosed Fan Cooled (TEFC) , Class F Insulation					
	Nominal kW	0.38-1.6	0.38-1.6	0.38-1.6	0.9-3.5	0.9-3.5
	Type Enhanced Fins and Tube					
Air Filter	Rows/FPI 6/10					
	Total Face area, m <sup>2</sup>	0.58	0.76	0.76	1.38	1.38
	Total Face area, ft <sup>2</sup>	6.2	8.2	8.2	14.8	14.8
Operating Weight	Type Washable Aluminum mesh					
	Thickness [inch] 2"					
kg						

# GENERAL DATA

STANDARD

Model (STANDARD)		50T	55T	60T	65T	70T
Power supply [Volts/Phase/Hz]		415 V/3 Ph/ 50 HZ				
Compressor	Type	Hermetic Scroll				
	Quantity	6	6	6	6	6
	Refrigeration Circuits	2	2	2	2	2
	Refrigerant	R410A				
Condenser Fan	Expansion device type	Thermostatic Expansion Valves				
	Type	Propeller-Direct Drive				
	Diameter, mm	800	800	800	800	800
	No. of fans	2	3	3	3	3
	Air Flow, m <sup>3</sup> /min. (CFM)	735.8(26000)	1103.7(39000)	1103.7(39000)	1103.7(39000)	1103.7(39000)
	Motor Enclosure/Ins .Class	Totally Enclosed Air Over, Class F / Class B				
	Nominal kW (HP)	2*2.1 (2.82)	3*2.1 (2.82)	3*2.1 (2.82)	3*2.1 (2.82)	3*2.1 (2.82)
RPM	910	910	910	910	910	
Condenser Section	Type	Microchannel				
	Rows/FPI	1/20				
	Total Face area, m <sup>2</sup>	4.0	6.0	6.0	6.0	6.0
	Total Face area, ft <sup>2</sup>	43.04	64.56	64.56	64.56	64.56
Supply motor and fan	Type	Forward - Belt Driven				
	No. of fans	1	2	2	2	2
	Motor Enclosure/Ins .Class	Totally Enclosed Fan Cooled (TEFC) , Class F Insulation				
	Nominal kW	0.9-3.5	1.32-5	1.32-5	1.32-5	1.32-5
Evaporator Coil	Type	Enhanced Fins and Tube				
	Rows/FPI	6/10				
	Total Face area, m <sup>2</sup>	1.38	2.12	2.12	2.12	2.12
	Total Face area, ft <sup>2</sup>	14.8	22.8	22.8	22.8	22.8
Air Filter	Type	Washable Aluminum mesh				
	Thickness [inch]	2"				
Operating Weight	kg					

Model (STANDARD)		80T	90T	100T	110T	120T
Power supply [Volts/Phase/Hz]		415 V/3 Ph/ 50 HZ				
Compressor	Type	Hermetic Scroll				
	Quantity	8	8	12	12	12
	Refrigeration Circuits	2	4	4	4	4
	Refrigerant	R410A				
Condenser Fan	Expansion device type	Thermostatic Expansion Valves				
	Type	Propeller-Direct Drive				
	Diameter, mm	800	800	800	800	800
	No. of fans	3	4	4	4	6
	Air Flow, m <sup>3</sup> /min. (CFM)	1103.7(39000)	1471.6(52000)	1471.6(52000)	1471.6(52000)	2207.4(78000)
	Motor Enclosure/Ins .Class	Totally Enclosed Air Over, Class F / Class B				
	Nominal kW (HP)	3*2.1 (2.82)	4*2.1 (2.82)	4*2.1 (2.82)	4*2.1 (2.82)	6*2.1 (2.82)
RPM	910	910	910	910	910	
Condenser Section	Type	Microchannel				
	Rows/FPI	1/20				
	Total Face area, m <sup>2</sup>	6.0	8.0	8.0	8.0	12.0
	Total Face area, ft <sup>2</sup>	64.56	86.08	86.08	86.08	129.12
Supply motor and fan	Type	Forward - Belt Driven				
	No. of fans	2	2	2	2	4
	Motor Enclosure/Ins .Class	Totally Enclosed Fan Cooled (TEFC) , Class F Insulation				
	Nominal kW	1.32-5	1.8-7	1.8-7	1.8-7	2.64-10
Evaporator Coil	Type	Enhanced Fins and Tube				
	Rows/FPI	6/10				
	Total Face area, m <sup>2</sup>	2.12	2.75	2.75	2.75	4.24
	Total Face area, ft <sup>2</sup>	22.8	29.6	29.6	29.6	45.6
Air Filter	Type	Washable Aluminum mesh				
	Thickness [inch]	2"				
Operating Weight	kg					



# PERFORMANCE DATA TABLES

HIGH EFFICIENT

Model (HIGH EFFICIENT)	Air Flow Rate (CFM)	RH%	Condenser Ambient Temperature [F]									
			85		95		105		115		125	
			Capacity (MBH)	Capacity (MBH)	Capacity (MBH)	Capacity (MBH)	Capacity (MBH)	Capacity (MBH)	Capacity (MBH)	Capacity (MBH)	Capacity (MBH)	Capacity (MBH)
		Total	Sen.	Total	Sen.	Total	Sen.	Total	Sen.	Total	Sen.	
7T	1053	10	41.2	41.2	51.7	51.7	62	62	72.3	72.3	82.3	82.3
		20	41.2	41.2	51.7	51.7	71.7	61.7	94.8	70.9	121.7	79.7
		30	44.4	41.2	66.3	50.8	92.4	60.1	122.5	68.6	158	76.3
		40	55.3	40.3	82	49.7	112.8	58.1	150.5	66	194.3	72.4
		50	66.7	39.6	97.6	48.5	134.1	56.4	178.5	63.3	231.2	68.4
		60	78.2	38.7	113	47.1	155.3	54.5	206.1	60.3	267.5	64.3
	2315	10	78.4	78.4	98.4	98.4	118	118	137.9	137.9	157.3	157.3
		20	78.4	78.4	98.4	98.4	126	118.3	164.9	134.4	210.8	149.9
		30	78.4	78.4	114.4	95.4	160.2	111.9	212.2	126.6	272.1	139.2
		40	95.2	75.2	141.7	91.4	196.1	106.1	259.2	118.4	330.5	127.7
		50	114.5	72	168.8	87.2	231.8	100	306.1	110.3	391.6	117
		60	134.4	68.9	195.5	82.7	267.3	93.9	349.4	101.3	441.5	104.5
10T	1559	10	61.2	61.2	76.7	76.7	92	92	107.2	107.2	122.2	122.2
		20	61.2	61.2	76.7	76.7	106.5	91.5	141.2	105.3	181	118.4
		30	65.9	61.1	98.7	75.4	137.4	89.2	182.5	102	234.8	113.3
		40	82.2	59.8	121.9	73.8	168.5	86.7	223.7	98.1	288.6	107.6
		50	99.2	58.7	145.1	72.1	199.8	84	265.2	94.1	343.6	101.7
		60	116.3	57.6	168.2	70.1	231	81.1	306.3	89.7	397.2	95.5
	3428	10	116.6	116.6	146.4	146.4	175.8	175.8	205.1	205.1	233.7	233.7
		20	116.6	116.6	146.4	146.4	188.3	176	245.6	199.7	313.7	222.6
		30	116.6	116.6	171.4	142.2	238.6	166.4	316	188.1	404.4	206.7
		40	142.2	111.9	211.5	136.1	292	157.7	384.8	175.7	491.1	189.7
		50	171.7	107.5	251.4	129.7	345.2	148.8	455.1	163.8	582.1	173.8
		60	201.4	102.9	291.1	123.1	398.1	139.7	519.3	150.5	657.2	155.5
12T	1559	10	61.2	61.2	76.7	76.7	92	92	107.2	107.2	122.2	122.2
		20	61.2	61.2	76.7	76.7	106.5	91.5	141.2	105.3	181	118.4
		30	65.9	61.1	98.7	75.4	137.4	89.2	182.5	102	234.8	113.3
		40	82.2	59.8	121.9	73.8	168.5	86.7	223.7	98.1	288.6	107.6
		50	99.2	58.7	145.1	72.1	199.8	84	265.2	94.1	343.6	101.7
		60	116.3	57.6	168.2	70.1	231	81.1	306.3	89.7	397.2	95.5
	3428	10	116.6	116.6	146.4	146.4	175.8	175.8	205.1	205.1	233.7	233.7
		20	116.6	116.6	146.4	146.4	188.3	176	245.6	199.7	313.7	222.6
		30	116.6	116.6	171.4	142.2	238.6	166.4	316	188.1	404.4	206.7
		40	142.2	111.9	211.5	136.1	292	157.7	384.8	175.7	491.1	189.7
		50	171.7	107.5	251.4	129.7	345.2	148.8	455.1	163.8	582.1	173.8
		60	201.4	102.9	291.1	123.1	398.1	139.7	519.3	150.5	657.2	155.5
15T	1559	10	61.2	61.2	76.7	76.7	92	92	107.2	107.2	122.2	122.2
		20	61.2	61.2	76.7	76.7	106.5	91.5	141.2	105.3	181	118.4
		30	65.9	61.1	98.7	75.4	137.4	89.2	182.5	102	234.8	113.3
		40	82.2	59.8	121.9	73.8	168.5	86.7	223.7	98.1	288.6	107.6
		50	99.2	58.7	145.1	72.1	199.8	84	265.2	94.1	343.6	101.7
		60	116.3	57.6	168.2	70.1	231	81.1	306.3	89.7	397.2	95.5
	3428	10	116.6	116.6	146.4	146.4	175.8	175.8	205.1	205.1	233.7	233.7
		20	116.6	116.6	146.4	146.4	188.3	176	245.6	199.7	313.7	222.6
		30	116.6	116.6	171.4	142.2	238.6	166.4	316	188.1	404.4	206.7
		40	142.2	111.9	211.5	136.1	292	157.7	384.8	175.7	491.1	189.7
		50	171.7	107.5	251.4	129.7	345.2	148.8	455.1	163.8	582.1	173.8
		60	201.4	102.9	291.1	123.1	398.1	139.7	519.3	150.5	657.2	155.5

# PERFORMANCE DATA TABLES

HIGH EFFICIENT

Model (HIGH EFFICIENT)	Air Flow Rate (CFM)	RH%	Condenser Ambient Temperature [F]									
			85		95		105		115		125	
			Capacity (MBH)		Capacity (MBH)		Capacity (MBH)		Capacity (MBH)		Capacity (MBH)	
			Total	Sen.	Total	Sen.	Total	Sen.	Total	Sen.	Total	Sen.
20T	2045	10	81.7	81.7	102.3	102.3	122.7	122.7	142.9	142.9	162.9	162.9
		20	81.7	81.7	102.3	102.3	143.6	122.1	190.7	140.9	244.5	158.5
		30	88.8	81.6	133.2	100.8	185.5	119.5	246.6	136.9	317.3	152.3
		40	111.1	80.2	164.6	99	227.6	116.6	302.4	132.3	390.7	145.4
		50	134	78.9	195.9	97	269.8	113.3	358.5	127.3	464.8	137.9
		60	157	77.5	227.3	94.7	312.2	109.8	414.7	122.1	535.6	130.8
	4497	10	157.4	157.4	197.6	197.6	237.4	237.4	276.7	276.7	315.2	315.2
		20	157.4	157.4	197.6	197.6	257.8	236.9	337.6	269.6	431.3	300.8
		30	157.5	157.5	235.6	192.1	327.9	225.2	434.1	254.9	556.9	280.7
		40	195.9	151.5	290.9	184.7	401.7	214.5	531.5	240	677.8	259.1
		50	236.3	146.1	345.5	176.7	474.7	203.2	622.3	223	804.6	238.9
		60	277.1	140.6	400.8	168.7	547.8	191.8	718.7	207.9	900.2	214.6
25T	3710	10	145.8	145.8	182.6	182.6	219.2	219.2	255.2	255.2	290.8	290.8
		20	145.8	145.8	182.6	182.6	253.7	217.8	336.5	250.9	431	281.8
		30	157	145.6	235.3	179.6	327.4	212.5	434.8	242.9	559.4	269.7
		40	195.9	142.5	290.5	175.8	401.7	206.6	532.7	233.7	685.5	255.5
		50	236.7	140.1	345.8	171.7	476	200.1	631.9	224.1	817	241.7
		60	277.2	137.2	400.9	167.1	550.2	193.1	730.4	214	947	227.7
	8160	10	277.8	277.8	348.7	348.7	419.2	419.2	488.4	488.4	556.5	556.5
		20	277.8	277.8	348.8	348.8	449.2	419.3	586	475.9	746.7	529.8
		30	277.8	277.8	409.5	339.1	569.1	396.5	750.9	447.4	965.6	492.9
		40	339.4	266.7	504.4	324.3	696.9	376.1	919.6	419.4	1161.5	449.3
		50	410.2	256.3	599.3	309.1	821.9	354.2	1086.4	390.9	1377.7	411.8
		60	480.7	245.6	694.6	293.7	947	332.4	1227.5	355.9	1590	375.8
30T	3710	10	145.8	145.8	182.6	182.6	219.2	219.2	255.2	255.2	290.8	290.8
		20	145.8	145.8	182.6	182.6	253.7	217.8	336.5	250.9	431	281.8
		30	157	145.6	235.3	179.6	327.4	212.5	434.8	242.9	559.4	269.7
		40	195.9	142.5	290.5	175.8	401.7	206.6	532.7	233.7	685.5	255.5
		50	236.7	140.1	345.8	171.7	476	200.1	631.9	224.1	817	241.7
		60	277.2	137.2	400.9	167.1	550.2	193.1	730.4	214	947	227.7
	8160	10	277.8	277.8	348.7	348.7	419.2	419.2	488.4	488.4	556.5	556.5
		20	277.8	277.8	348.8	348.8	449.2	419.3	586	475.9	746.7	529.8
		30	277.8	277.8	409.5	339.1	569.1	396.5	750.9	447.4	965.6	492.9
		40	339.4	266.7	504.4	324.3	696.9	376.1	919.6	419.4	1161.5	449.3
		50	410.2	256.3	599.3	309.1	821.9	354.2	1086.4	390.9	1377.7	411.8
		60	480.7	245.6	694.6	293.7	947	332.4	1227.5	355.9	1590	375.8
35T	3710	10	145.8	145.8	182.6	182.6	219.2	219.2	255.2	255.2	290.8	290.8
		20	145.8	145.8	182.6	182.6	253.7	217.8	336.5	250.9	431	281.8
		30	157	145.6	235.3	179.6	327.4	212.5	434.8	242.9	559.4	269.7
		40	195.9	142.5	290.5	175.8	401.7	206.6	532.7	233.7	685.5	255.5
		50	236.7	140.1	345.8	171.7	476	200.1	631.9	224.1	817	241.7
		60	277.2	137.2	400.9	167.1	550.2	193.1	730.4	214	947	227.7
	8160	10	277.8	277.8	348.7	348.7	419.2	419.2	488.4	488.4	556.5	556.5
		20	277.8	277.8	348.8	348.8	449.2	419.3	586	475.9	746.7	529.8
		30	277.8	277.8	409.5	339.1	569.1	396.5	750.9	447.4	965.6	492.9
		40	339.4	266.7	504.4	324.3	696.9	376.1	919.6	419.4	1161.5	449.3
		50	410.2	256.3	599.3	309.1	821.9	354.2	1086.4	390.9	1377.7	411.8
		60	480.7	245.6	694.6	293.7	947	332.4	1227.5	355.9	1590	375.8

# PERFORMANCE DATA TABLES

HIGH EFFICIENT

Model (HIGH EFFICIENT)	Air Flow Rate (CFM)	RH%	Condenser Ambient Temperature [F]									
			85		95		105		115		125	
			Capacity (MBH)		Capacity (MBH)		Capacity (MBH)		Capacity (MBH)		Capacity (MBH)	
			Total	Sen.	Total	Sen.	Total	Sen.	Total	Sen.	Total	Sen.
40T	5691	10	223.8	223.8	280.2	280.2	336.3	336.3	391.7	391.7	446.3	446.3
		20	223.8	223.8	280.2	280.2	389.6	334.3	516.1	384.9	662.4	432.9
		30	241.4	223.6	361.2	275.6	502.9	326.2	667.4	372.8	858.4	413.8
		40	301.2	219	446.1	269.9	616	316.8	818.9	359.1	1053.2	392.5
		50	363.5	215.1	531.1	263.6	730.6	307.1	970	344.1	1255.1	371.4
		60	425.4	210.6	615.5	256.6	845.4	296.8	1117.3	327.1	1454.7	349.9
	12521	10	426.3	426.3	535.7	535.7	643	643	750.5	750.5	854.5	854.5
		20	426.3	426.3	535.7	535.7	689.8	643.7	899.3	730.3	1149.6	814.3
		30	426.3	426.3	628	520.2	874.6	608.9	1155.3	687.5	1484.9	757.3
		40	522.1	409.7	776.1	498.4	1063.1	574.8	1415	644.9	1250.5	559.1
		50	629	393.2	922.6	475.3	1261.5	543.6	1671.4	601.2	1405.8	480.4
		60	738.3	377.1	1066.7	450.9	1456.8	511.2	1363	421.6	1556.7	410
45T	5691	10	223.8	223.8	280.2	280.2	336.3	336.3	391.7	391.7	446.3	446.3
		20	223.8	223.8	280.2	280.2	389.6	334.3	516.1	384.9	662.4	432.9
		30	241.4	223.6	361.2	275.6	502.9	326.2	667.4	372.8	858.4	413.8
		40	301.2	219	446.1	269.9	616	316.8	818.9	359.1	1053.2	392.5
		50	363.5	215.1	531.1	263.6	730.6	307.1	970	344.1	1255.1	371.4
		60	425.4	210.6	615.5	256.6	845.4	296.8	1117.3	327.1	1454.7	349.9
	12521	10	426.3	426.3	535.7	535.7	643	643	750.5	750.5	854.5	854.5
		20	426.3	426.3	535.7	535.7	689.8	643.7	899.3	730.3	1149.6	814.3
		30	426.3	426.3	628	520.2	874.6	608.9	1155.3	687.5	1484.9	757.3
		40	522.1	409.7	776.1	498.4	1063.1	574.8	1415	644.9	1250.5	559.1
		50	629	393.2	922.6	475.3	1261.5	543.6	1671.4	601.2	1405.8	480.4
		60	738.3	377.1	1066.7	450.9	1456.8	511.2	1363	421.6	1556.7	410
50T	5691	10	223.8	223.8	280.2	280.2	336.3	336.3	391.7	391.7	446.3	446.3
		20	223.8	223.8	280.2	280.2	389.6	334.3	516.1	384.9	662.4	432.9
		30	241.4	223.6	361.2	275.6	502.9	326.2	667.4	372.8	858.4	413.8
		40	301.2	219	446.1	269.9	616	316.8	818.9	359.1	1053.2	392.5
		50	363.5	215.1	531.1	263.6	730.6	307.1	970	344.1	1255.1	371.4
		60	425.4	210.6	615.5	256.6	845.4	296.8	1117.3	327.1	1454.7	349.9
	12521	10	426.3	426.3	535.7	535.7	643	643	750.5	750.5	854.5	854.5
		20	426.3	426.3	535.7	535.7	689.8	643.7	899.3	730.3	1149.6	814.3
		30	426.3	426.3	628	520.2	874.6	608.9	1155.3	687.5	1484.9	757.3
		40	522.1	409.7	776.1	498.4	1063.1	574.8	1415	644.9	1250.5	559.1
		50	629	393.2	922.6	475.3	1261.5	543.6	1671.4	601.2	1405.8	480.4
		60	738.3	377.1	1066.7	450.9	1456.8	511.2	1363	421.6	1556.7	410
55T	5691	10	223.8	223.8	280.2	280.2	336.3	336.3	391.7	391.7	446.3	446.3
		20	223.8	223.8	280.2	280.2	389.6	334.3	516.1	384.9	662.4	432.9
		30	241.4	223.6	361.2	275.6	502.9	326.2	667.4	372.8	858.4	413.8
		40	301.2	219	446.1	269.9	616	316.8	818.9	359.1	1053.2	392.5
		50	363.5	215.1	531.1	263.6	730.6	307.1	970	344.1	1255.1	371.4
		60	425.4	210.6	615.5	256.6	845.4	296.8	1117.3	327.1	1454.7	349.9
	12521	10	426.3	426.3	535.7	535.7	643	643	750.5	750.5	854.5	854.5
		20	426.3	426.3	535.7	535.7	689.8	643.7	899.3	730.3	1149.6	814.3
		30	426.3	426.3	628	520.2	874.6	608.9	1155.3	687.5	1484.9	757.3
		40	522.1	409.7	776.1	498.4	1063.1	574.8	1415	644.9	1250.5	559.1
		50	629	393.2	922.6	475.3	1261.5	543.6	1671.4	601.2	1405.8	480.4
		60	738.3	377.1	1066.7	450.9	1456.8	511.2	1363	421.6	1556.7	410

# PERFORMANCE DATA TABLES

HIGH EFFICIENT

Model (HIGH EFFICIENT)	Air Flow Rate (CFM)	RH%	Condenser Ambient Temperature [F]									
			85		95		105		115		125	
			Capacity (MBH)		Capacity (MBH)		Capacity (MBH)		Capacity (MBH)		Capacity (MBH)	
			Total	Sen.	Total	Sen.	Total	Sen.	Total	Sen.	Total	Sen.
60T	7420	10	291.6	291.6	365.2	365.2	438.4	438.4	510.4	510.4	581.6	581.6
		20	291.6	291.6	365.2	365.2	507.4	435.6	673	501.8	862	563.6
		30	314	291.2	470.6	359.2	654.8	425	869.6	485.8	1118.8	539.4
		40	391.8	285	581	351.6	803.4	413.2	1065.4	467.4	1371	511
		50	473.4	280.2	691.6	343.4	952	400.2	1263.8	448.2	1634	483.4
		60	554.4	274.4	801.8	334.2	1100.4	386.2	1460.8	428	1894	455.4
	16320	10	555.6	555.6	697.4	697.4	838.4	838.4	976.8	976.8	1113	1113
		20	555.6	555.6	697.6	697.6	898.4	838.6	1172	951.8	1493.4	1059.6
		30	555.6	555.6	819	678.2	1138.2	793	1501.8	894.8	1931.2	985.8
		40	678.8	533.4	1008.8	648.6	1393.8	752.2	1839.2	838.8	2323	898.6
		50	820.4	512.6	1198.6	618.2	1643.8	708.4	2172.8	781.8	2755.4	823.6
		60	961.4	491.2	1389.2	587.4	1894	664.8	2455	711.8	3180	751.6
65T	7420	10	291.6	291.6	365.2	365.2	438.4	438.4	510.4	510.4	581.6	581.6
		20	291.6	291.6	365.2	365.2	507.4	435.6	673	501.8	862	563.6
		30	314	291.2	470.6	359.2	654.8	425	869.6	485.8	1118.8	539.4
		40	391.8	285	581	351.6	803.4	413.2	1065.4	467.4	1371	511
		50	473.4	280.2	691.6	343.4	952	400.2	1263.8	448.2	1634	483.4
		60	554.4	274.4	801.8	334.2	1100.4	386.2	1460.8	428	1894	455.4
	16320	10	555.6	555.6	697.4	697.4	838.4	838.4	976.8	976.8	1113	1113
		20	555.6	555.6	697.6	697.6	898.4	838.6	1172	951.8	1493.4	1059.6
		30	555.6	555.6	819	678.2	1138.2	793	1501.8	894.8	1931.2	985.8
		40	678.8	533.4	1008.8	648.6	1393.8	752.2	1839.2	838.8	2323	898.6
		50	820.4	512.6	1198.6	618.2	1643.8	708.4	2172.8	781.8	2755.4	823.6
		60	961.4	491.2	1389.2	587.4	1894	664.8	2455	711.8	3180	751.6
70T	7420	10	291.6	291.6	365.2	365.2	438.4	438.4	510.4	510.4	581.6	581.6
		20	291.6	291.6	365.2	365.2	507.4	435.6	673	501.8	862	563.6
		30	314	291.2	470.6	359.2	654.8	425	869.6	485.8	1118.8	539.4
		40	391.8	285	581	351.6	803.4	413.2	1065.4	467.4	1371	511
		50	473.4	280.2	691.6	343.4	952	400.2	1263.8	448.2	1634	483.4
		60	554.4	274.4	801.8	334.2	1100.4	386.2	1460.8	428	1894	455.4
	16320	10	555.6	555.6	697.4	697.4	838.4	838.4	976.8	976.8	1113	1113
		20	555.6	555.6	697.6	697.6	898.4	838.6	1172	951.8	1493.4	1059.6
		30	555.6	555.6	819	678.2	1138.2	793	1501.8	894.8	1931.2	985.8
		40	678.8	533.4	1008.8	648.6	1393.8	752.2	1839.2	838.8	2323	898.6
		50	820.4	512.6	1198.6	618.2	1643.8	708.4	2172.8	781.8	2755.4	823.6
		60	961.4	491.2	1389.2	587.4	1894	664.8	2455	711.8	3180	751.6
80T	11382	10	447.6	447.6	560.4	560.4	672.6	672.6	783.4	783.4	892.6	892.6
		20	447.6	447.6	560.4	560.4	779.2	668.6	1032.2	769.8	1324.8	865.8
		30	482.8	447.2	722.4	551.2	1005.8	652.4	1334.8	745.6	1716.8	827.6
		40	602.4	438	892.2	539.8	1232	633.6	1637.8	718.2	2106.4	785
		50	727	430.2	1062.2	527.2	1461.2	614.2	1940	688.2	2510.2	742.8
		60	850.8	421.2	1231	513.2	1690.8	593.6	2234.6	654.2	2909.4	699.8
	25042	10	852.6	852.6	1071.4	1071.4	1286	1286	1501	1501	1709	1709
		20	852.6	852.6	1071.4	1071.4	1379.6	1287.4	1798.6	1460.6	2299.2	1628.6
		30	852.6	852.6	1256	1040.4	1749.2	1217.8	2310.6	1375	2969.8	1514.6
		40	1044.2	819.4	1552.2	996.8	2126.2	1149.6	2830	1289.8	2501	1118.2
		50	1258	786.4	1845.2	950.6	2523	1087.2	3342.8	1202.4	2811.6	960.8
		60	1476.6	754.2	2133.4	901.8	2913.6	1022.4	2726	843.2	3113.4	820

# PERFORMANCE DATA TABLES

HIGH EFFICIENT

Model (HIGH EFFICIENT)	Air Flow Rate (CFM)	RH%	Condenser Ambient Temperature [F]									
			85		95		105		115		125	
			Capacity (MBH)		Capacity (MBH)		Capacity (MBH)		Capacity (MBH)		Capacity (MBH)	
			Total	Sen.	Total	Sen.	Total	Sen.	Total	Sen.	Total	Sen.
90T	11382	10	447.6	447.6	560.4	560.4	672.6	672.6	783.4	783.4	892.6	892.6
		20	447.6	447.6	560.4	560.4	779.2	668.6	1032.2	769.8	1324.8	865.8
		30	482.8	447.2	722.4	551.2	1005.8	652.4	1334.8	745.6	1716.8	827.6
		40	602.4	438	892.2	539.8	1232	633.6	1637.8	718.2	2106.4	785
		50	727	430.2	1062.2	527.2	1461.2	614.2	1940	688.2	2510.2	742.8
		60	850.8	421.2	1231	513.2	1690.8	593.6	2234.6	654.2	2909.4	699.8
	25042	10	852.6	852.6	1071.4	1071.4	1286	1286	1501	1501	1709	1709
		20	852.6	852.6	1071.4	1071.4	1379.6	1287.4	1798.6	1460.6	2299.2	1628.6
		30	852.6	852.6	1256	1040.4	1749.2	1217.8	2310.6	1375	2969.8	1514.6
		40	1044.2	819.4	1552.2	996.8	2126.2	1149.6	2830	1289.8	2501	1118.2
		50	1258	786.4	1845.2	950.6	2523	1087.2	3342.8	1202.4	2811.6	960.8
		60	1476.6	754.2	2133.4	901.8	2913.6	1022.4	2726	843.2	3113.4	820
100T	11382	10	447.6	447.6	560.4	560.4	672.6	672.6	783.4	783.4	892.6	892.6
		20	447.6	447.6	560.4	560.4	779.2	668.6	1032.2	769.8	1324.8	865.8
		30	482.8	447.2	722.4	551.2	1005.8	652.4	1334.8	745.6	1716.8	827.6
		40	602.4	438	892.2	539.8	1232	633.6	1637.8	718.2	2106.4	785
		50	727	430.2	1062.2	527.2	1461.2	614.2	1940	688.2	2510.2	742.8
		60	850.8	421.2	1231	513.2	1690.8	593.6	2234.6	654.2	2909.4	699.8
	25042	10	852.6	852.6	1071.4	1071.4	1286	1286	1501	1501	1709	1709
		20	852.6	852.6	1071.4	1071.4	1379.6	1287.4	1798.6	1460.6	2299.2	1628.6
		30	852.6	852.6	1256	1040.4	1749.2	1217.8	2310.6	1375	2969.8	1514.6
		40	1044.2	819.4	1552.2	996.8	2126.2	1149.6	2830	1289.8	2501	1118.2
		50	1258	786.4	1845.2	950.6	2523	1087.2	3342.8	1202.4	2811.6	960.8
		60	1476.6	754.2	2133.4	901.8	2913.6	1022.4	2726	843.2	3113.4	820
110T	11382	10	447.6	447.6	560.4	560.4	672.6	672.6	783.4	783.4	892.6	892.6
		20	447.6	447.6	560.4	560.4	779.2	668.6	1032.2	769.8	1324.8	865.8
		30	482.8	447.2	722.4	551.2	1005.8	652.4	1334.8	745.6	1716.8	827.6
		40	602.4	438	892.2	539.8	1232	633.6	1637.8	718.2	2106.4	785
		50	727	430.2	1062.2	527.2	1461.2	614.2	1940	688.2	2510.2	742.8
		60	850.8	421.2	1231	513.2	1690.8	593.6	2234.6	654.2	2909.4	699.8
	25042	10	852.6	852.6	1071.4	1071.4	1286	1286	1501	1501	1709	1709
		20	852.6	852.6	1071.4	1071.4	1379.6	1287.4	1798.6	1460.6	2299.2	1628.6
		30	852.6	852.6	1256	1040.4	1749.2	1217.8	2310.6	1375	2969.8	1514.6
		40	1044.2	819.4	1552.2	996.8	2126.2	1149.6	2830	1289.8	2501	1118.2
		50	1258	786.4	1845.2	950.6	2523	1087.2	3342.8	1202.4	2811.6	960.8
		60	1476.6	754.2	2133.4	901.8	2913.6	1022.4	2726	843.2	3113.4	820
120T	11382	10	447.6	447.6	560.4	560.4	672.6	672.6	783.4	783.4	892.6	892.6
		20	447.6	447.6	560.4	560.4	779.2	668.6	1032.2	769.8	1324.8	865.8
		30	482.8	447.2	722.4	551.2	1005.8	652.4	1334.8	745.6	1716.8	827.6
		40	602.4	438	892.2	539.8	1232	633.6	1637.8	718.2	2106.4	785
		50	727	430.2	1062.2	527.2	1461.2	614.2	1940	688.2	2510.2	742.8
		60	850.8	421.2	1231	513.2	1690.8	593.6	2234.6	654.2	2909.4	699.8
	25042	10	852.6	852.6	1071.4	1071.4	1286	1286	1501	1501	1709	1709
		20	852.6	852.6	1071.4	1071.4	1379.6	1287.4	1798.6	1460.6	2299.2	1628.6
		30	852.6	852.6	1256	1040.4	1749.2	1217.8	2310.6	1375	2969.8	1514.6
		40	1044.2	819.4	1552.2	996.8	2126.2	1149.6	2830	1289.8	2501	1118.2
		50	1258	786.4	1845.2	950.6	2523	1087.2	3342.8	1202.4	2811.6	960.8
		60	1476.6	754.2	2133.4	901.8	2913.6	1022.4	2726	843.2	3113.4	820

# PERFORMANCE DATA TABLES

STANDARD

Model (STANDARD)	Air Flow Rate (CFM)	RH%	Condenser Ambient Temperature [F]									
			85		95		105		115		125	
			Capacity (MBH)	Sen.	Capacity (MBH)	Sen.	Capacity (MBH)	Sen.	Capacity (MBH)	Sen.	Capacity (MBH)	Sen.
7T	1053	10	41.2	41.2	51.7	51.7	62	62	-	-	-	-
		20	41.2	41.2	51.7	51.7	71.7	61.7	-	-	-	-
		30	44.4	41.2	66.3	50.8	92.4	60.1	-	-	-	-
		40	55.3	40.3	82	49.7	112.8	58.1	-	-	-	-
		50	66.7	39.6	97.6	48.5	134.1	56.4	-	-	-	-
		60	78.2	38.7	113	47.1	155.3	54.5	-	-	-	-
	2315	10	78.4	78.4	98.4	98.4	118	118	-	-	-	-
		20	78.4	78.4	98.4	98.4	126	118.3	-	-	-	-
		30	78.4	78.4	114.4	95.4	160.2	111.9	-	-	-	-
		40	95.2	75.2	141.7	91.4	196.1	106.1	-	-	-	-
		50	114.5	72	168.8	87.2	231.8	100	-	-	-	-
		60	134.4	68.9	195.5	82.7	267.3	93.9	-	-	-	-
10T	1053	10	41.2	41.2	51.7	51.7	62	62	-	-	-	-
		20	41.2	41.2	51.7	51.7	71.7	61.7	-	-	-	-
		30	44.4	41.2	66.3	50.8	92.4	60.1	-	-	-	-
		40	55.3	40.3	82	49.7	112.8	58.1	-	-	-	-
		50	66.7	39.6	97.6	48.5	134.1	56.4	-	-	-	-
		60	78.2	38.7	113	47.1	155.3	54.5	-	-	-	-
	2315	10	78.4	78.4	98.4	98.4	118	118	-	-	-	-
		20	78.4	78.4	98.4	98.4	126	118.3	-	-	-	-
		30	78.4	78.4	114.4	95.4	160.2	111.9	-	-	-	-
		40	95.2	75.2	141.7	91.4	196.1	106.1	-	-	-	-
		50	114.5	72	168.8	87.2	231.8	100	-	-	-	-
		60	134.4	68.9	195.5	82.7	267.3	93.9	-	-	-	-
12T	1053	10	41.2	41.2	51.7	51.7	62	62	-	-	-	-
		20	41.2	41.2	51.7	51.7	71.7	61.7	-	-	-	-
		30	44.4	41.2	66.3	50.8	92.4	60.1	-	-	-	-
		40	55.3	40.3	82	49.7	112.8	58.1	-	-	-	-
		50	66.7	39.6	97.6	48.5	134.1	56.4	-	-	-	-
		60	78.2	38.7	113	47.1	155.3	54.5	-	-	-	-
	2315	10	78.4	78.4	98.4	98.4	118	118	-	-	-	-
		20	78.4	78.4	98.4	98.4	126	118.3	-	-	-	-
		30	78.4	78.4	114.4	95.4	160.2	111.9	-	-	-	-
		40	95.2	75.2	141.7	91.4	196.1	106.1	-	-	-	-
		50	114.5	72	168.8	87.2	231.8	100	-	-	-	-
		60	134.4	68.9	195.5	82.7	267.3	93.9	-	-	-	-
15T	1559	10	61.2	61.2	76.7	76.7	92	92	-	-	-	-
		20	61.2	61.2	76.7	76.7	106.5	91.5	-	-	-	-
		30	65.9	61.1	98.7	75.4	137.4	89.2	-	-	-	-
		40	82.2	59.8	121.9	73.8	168.5	86.7	-	-	-	-
		50	99.2	58.7	145.1	72.1	199.8	84	-	-	-	-
		60	116.3	57.6	168.2	70.1	231	81.1	-	-	-	-
	3428	10	116.6	116.6	146.4	146.4	175.8	175.8	-	-	-	-
		20	116.6	116.6	146.4	146.4	188.3	176	-	-	-	-
		30	116.6	116.6	171.4	142.2	238.6	166.4	-	-	-	-
		40	142.2	111.9	211.5	136.1	292	157.7	-	-	-	-
		50	171.7	107.5	251.4	129.7	345.2	148.8	-	-	-	-
		60	201.4	102.9	291.1	123.1	398.1	139.7	-	-	-	-

# PERFORMANCE DATA TABLES

STANDARD

Model (STANDARD)	Air Flow Rate (CFM)	RH%	Condenser Ambient Temperature [F]									
			85		95		105		115		125	
			Capacity (MBH)		Capacity (MBH)		Capacity (MBH)		Capacity (MBH)		Capacity (MBH)	
			Total	Sen.	Total	Sen.	Total	Sen.	Total	Sen.	Total	Sen.
20T	1559	10	61.2	61.2	76.7	76.7	92	92	-	-	-	-
		20	61.2	61.2	76.7	76.7	106.5	91.5	-	-	-	-
		30	65.9	61.1	98.7	75.4	137.4	89.2	-	-	-	-
		40	82.2	59.8	121.9	73.8	168.5	86.7	-	-	-	-
		50	99.2	58.7	145.1	72.1	199.8	84	-	-	-	-
		60	116.3	57.6	168.2	70.1	231	81.1	-	-	-	-
	3428	10	116.6	116.6	146.4	146.4	175.8	175.8	-	-	-	-
		20	116.6	116.6	146.4	146.4	188.3	176	-	-	-	-
		30	116.6	116.6	171.4	142.2	238.6	166.4	-	-	-	-
		40	142.2	111.9	211.5	136.1	292	157.7	-	-	-	-
		50	171.7	107.5	251.4	129.7	345.2	148.8	-	-	-	-
		60	201.4	102.9	291.1	123.1	398.1	139.7	-	-	-	-
25T	1559	10	61.2	61.2	76.7	76.7	92	92	-	-	-	-
		20	61.2	61.2	76.7	76.7	106.5	91.5	-	-	-	-
		30	65.9	61.1	98.7	75.4	137.4	89.2	-	-	-	-
		40	82.2	59.8	121.9	73.8	168.5	86.7	-	-	-	-
		50	99.2	58.7	145.1	72.1	199.8	84	-	-	-	-
		60	116.3	57.6	168.2	70.1	231	81.1	-	-	-	-
	3428	10	116.6	116.6	146.4	146.4	175.8	175.8	-	-	-	-
		20	116.6	116.6	146.4	146.4	188.3	176	-	-	-	-
		30	116.6	116.6	171.4	142.2	238.6	166.4	-	-	-	-
		40	142.2	111.9	211.5	136.1	292	157.7	-	-	-	-
		50	171.7	107.5	251.4	129.7	345.2	148.8	-	-	-	-
		60	201.4	102.9	291.1	123.1	398.1	139.7	-	-	-	-
30T	2045	10	81.7	81.7	102.3	102.3	122.7	122.7	-	-	-	-
		20	81.7	81.7	102.3	102.3	143.6	122.1	-	-	-	-
		30	88.8	81.6	133.2	100.8	185.5	119.5	-	-	-	-
		40	111.1	80.2	164.6	99	227.6	116.6	-	-	-	-
		50	134	78.9	195.9	97	269.8	113.3	-	-	-	-
		60	157	77.5	227.3	94.7	312.2	109.8	-	-	-	-
	4497	10	157.4	157.4	197.6	197.6	237.4	237.4	-	-	-	-
		20	157.4	157.4	197.6	197.6	257.8	236.9	-	-	-	-
		30	157.5	157.5	235.6	192.1	327.9	225.2	-	-	-	-
		40	195.9	151.5	290.9	184.7	401.7	214.5	-	-	-	-
		50	236.3	146.1	345.5	176.7	474.7	203.2	-	-	-	-
		60	277.1	140.6	400.8	168.7	547.8	191.8	-	-	-	-
35T	2045	10	81.7	81.7	102.3	102.3	122.7	122.7	-	-	-	-
		20	81.7	81.7	102.3	102.3	143.6	122.1	-	-	-	-
		30	88.8	81.6	133.2	100.8	185.5	119.5	-	-	-	-
		40	111.1	80.2	164.6	99	227.6	116.6	-	-	-	-
		50	134	78.9	195.9	97	269.8	113.3	-	-	-	-
		60	157	77.5	227.3	94.7	312.2	109.8	-	-	-	-
	4497	10	157.4	157.4	197.6	197.6	237.4	237.4	-	-	-	-
		20	157.4	157.4	197.6	197.6	257.8	236.9	-	-	-	-
		30	157.5	157.5	235.6	192.1	327.9	225.2	-	-	-	-
		40	195.9	151.5	290.9	184.7	401.7	214.5	-	-	-	-
		50	236.3	146.1	345.5	176.7	474.7	203.2	-	-	-	-
		60	277.1	140.6	400.8	168.7	547.8	191.8	-	-	-	-

# PERFORMANCE DATA TABLES

STANDARD

Model (STANDARD)	Air Flow Rate (CFM)	RH%	Condenser Ambient Temperature [F]									
			85		95		105		115		125	
			Capacity (MBH)		Capacity (MBH)		Capacity (MBH)		Capacity (MBH)		Capacity (MBH)	
			Total	Sen.	Total	Sen.	Total	Sen.	Total	Sen.	Total	Sen.
40T	3710	10	145.8	145.8	182.6	182.6	219.2	219.2	-	-	-	-
		20	145.8	145.8	182.6	182.6	253.7	217.8	-	-	-	-
		30	157	145.6	235.3	179.6	327.4	212.5	-	-	-	-
		40	195.9	142.5	290.5	175.8	401.7	206.6	-	-	-	-
		50	236.7	140.1	345.8	171.7	476	200.1	-	-	-	-
		60	277.2	137.2	400.9	167.1	550.2	193.1	-	-	-	-
	8160	10	277.8	277.8	348.7	348.7	419.2	419.2	-	-	-	-
		20	277.8	277.8	348.8	348.8	449.2	419.3	-	-	-	-
		30	277.8	277.8	409.5	339.1	569.1	396.5	-	-	-	-
		40	339.4	266.7	504.4	324.3	696.9	376.1	-	-	-	-
		50	410.2	256.3	599.3	309.1	821.9	354.2	-	-	-	-
		60	480.7	245.6	694.6	293.7	947	332.4	-	-	-	-
45T	3710	10	145.8	145.8	182.6	182.6	219.2	219.2	-	-	-	-
		20	145.8	145.8	182.6	182.6	253.7	217.8	-	-	-	-
		30	157	145.6	235.3	179.6	327.4	212.5	-	-	-	-
		40	195.9	142.5	290.5	175.8	401.7	206.6	-	-	-	-
		50	236.7	140.1	345.8	171.7	476	200.1	-	-	-	-
		60	277.2	137.2	400.9	167.1	550.2	193.1	-	-	-	-
	8160	10	277.8	277.8	348.7	348.7	419.2	419.2	-	-	-	-
		20	277.8	277.8	348.8	348.8	449.2	419.3	-	-	-	-
		30	277.8	277.8	409.5	339.1	569.1	396.5	-	-	-	-
		40	339.4	266.7	504.4	324.3	696.9	376.1	-	-	-	-
		50	410.2	256.3	599.3	309.1	821.9	354.2	-	-	-	-
		60	480.7	245.6	694.6	293.7	947	332.4	-	-	-	-
50T	3710	10	145.8	145.8	182.6	182.6	219.2	219.2	-	-	-	-
		20	145.8	145.8	182.6	182.6	253.7	217.8	-	-	-	-
		30	157	145.6	235.3	179.6	327.4	212.5	-	-	-	-
		40	195.9	142.5	290.5	175.8	401.7	206.6	-	-	-	-
		50	236.7	140.1	345.8	171.7	476	200.1	-	-	-	-
		60	277.2	137.2	400.9	167.1	550.2	193.1	-	-	-	-
	8160	10	277.8	277.8	348.7	348.7	419.2	419.2	-	-	-	-
		20	277.8	277.8	348.8	348.8	449.2	419.3	-	-	-	-
		30	277.8	277.8	409.5	339.1	569.1	396.5	-	-	-	-
		40	339.4	266.7	504.4	324.3	696.9	376.1	-	-	-	-
		50	410.2	256.3	599.3	309.1	821.9	354.2	-	-	-	-
		60	480.7	245.6	694.6	293.7	947	332.4	-	-	-	-
55T	5691	10	223.8	223.8	280.2	280.2	336.3	336.3	-	-	-	-
		20	223.8	223.8	280.2	280.2	389.6	334.3	-	-	-	-
		30	241.4	223.6	361.2	275.6	502.9	326.2	-	-	-	-
		40	301.2	219	446.1	269.9	616	316.8	-	-	-	-
		50	363.5	215.1	531.1	263.6	730.6	307.1	-	-	-	-
		60	425.4	210.6	615.5	256.6	845.4	296.8	-	-	-	-
	12521	10	426.3	426.3	535.7	535.7	643	643	-	-	-	-
		20	426.3	426.3	535.7	535.7	689.8	643.7	-	-	-	-
		30	426.3	426.3	628	520.2	874.6	608.9	-	-	-	-
		40	522.1	409.7	776.1	498.4	1063.1	574.8	-	-	-	-
		50	629	393.2	922.6	475.3	1261.5	543.6	-	-	-	-
		60	738.3	377.1	1066.7	450.9	1456.8	511.2	-	-	-	-



# PERFORMANCE DATA TABLES

STANDARD

Model (STANDARD)	Air Flow Rate (CFM)	RH%	Condenser Ambient Temperature [F]									
			85		95		105		115		125	
			Capacity (MBH)		Capacity (MBH)		Capacity (MBH)		Capacity (MBH)		Capacity (MBH)	
			Total	Sen.	Total	Sen.	Total	Sen.	Total	Sen.	Total	Sen.
60T	5691	10	223.8	223.8	280.2	280.2	336.3	336.3	-	-	-	-
		20	223.8	223.8	280.2	280.2	389.6	334.3	-	-	-	-
		30	241.4	223.6	361.2	275.6	502.9	326.2	-	-	-	-
		40	301.2	219	446.1	269.9	616	316.8	-	-	-	-
		50	363.5	215.1	531.1	263.6	730.6	307.1	-	-	-	-
	12521	10	426.3	426.3	535.7	535.7	643	643	-	-	-	-
		20	426.3	426.3	535.7	535.7	689.8	643.7	-	-	-	-
		30	426.3	426.3	628	520.2	874.6	608.9	-	-	-	-
		40	522.1	409.7	776.1	498.4	1063.1	574.8	-	-	-	-
		50	629	393.2	922.6	475.3	1261.5	543.6	-	-	-	-
	60	738.3	377.1	1066.7	450.9	1456.8	511.2	-	-	-	-	
65T	5691	10	223.8	223.8	280.2	280.2	336.3	336.3	-	-	-	-
		20	223.8	223.8	280.2	280.2	389.6	334.3	-	-	-	-
		30	241.4	223.6	361.2	275.6	502.9	326.2	-	-	-	-
		40	301.2	219	446.1	269.9	616	316.8	-	-	-	-
		50	363.5	215.1	531.1	263.6	730.6	307.1	-	-	-	-
	12521	10	426.3	426.3	535.7	535.7	643	643	-	-	-	-
		20	426.3	426.3	535.7	535.7	689.8	643.7	-	-	-	-
		30	426.3	426.3	628	520.2	874.6	608.9	-	-	-	-
		40	522.1	409.7	776.1	498.4	1063.1	574.8	-	-	-	-
		50	629	393.2	922.6	475.3	1261.5	543.6	-	-	-	-
	60	738.3	377.1	1066.7	450.9	1456.8	511.2	-	-	-	-	
70T	5691	10	223.8	223.8	280.2	280.2	336.3	336.3	-	-	-	-
		20	223.8	223.8	280.2	280.2	389.6	334.3	-	-	-	-
		30	241.4	223.6	361.2	275.6	502.9	326.2	-	-	-	-
		40	301.2	219	446.1	269.9	616	316.8	-	-	-	-
		50	363.5	215.1	531.1	263.6	730.6	307.1	-	-	-	-
	12521	10	426.3	426.3	535.7	535.7	643	643	-	-	-	-
		20	426.3	426.3	535.7	535.7	689.8	643.7	-	-	-	-
		30	426.3	426.3	628	520.2	874.6	608.9	-	-	-	-
		40	522.1	409.7	776.1	498.4	1063.1	574.8	-	-	-	-
		50	629	393.2	922.6	475.3	1261.5	543.6	-	-	-	-
	60	738.3	377.1	1066.7	450.9	1456.8	511.2	-	-	-	-	
80T	5691	10	223.8	223.8	280.2	280.2	336.3	336.3	-	-	-	-
		20	223.8	223.8	280.2	280.2	389.6	334.3	-	-	-	-
		30	241.4	223.6	361.2	275.6	502.9	326.2	-	-	-	-
		40	301.2	219	446.1	269.9	616	316.8	-	-	-	-
		50	363.5	215.1	531.1	263.6	730.6	307.1	-	-	-	-
	12521	10	426.3	426.3	535.7	535.7	643	643	-	-	-	-
		20	426.3	426.3	535.7	535.7	689.8	643.7	-	-	-	-
		30	426.3	426.3	628	520.2	874.6	608.9	-	-	-	-
		40	522.1	409.7	776.1	498.4	1063.1	574.8	-	-	-	-
		50	629	393.2	922.6	475.3	1261.5	543.6	-	-	-	-
	60	738.3	377.1	1066.7	450.9	1456.8	511.2	-	-	-	-	

# PERFORMANCE DATA TABLES

STANDARD

Model (STANDARD)	Air Flow Rate (CFM)	RH%	Condenser Ambient Temperature [F]									
			85		95		105		115		125	
			Capacity (MBH)		Capacity (MBH)		Capacity (MBH)		Capacity (MBH)		Capacity (MBH)	
			Total	Sen.	Total	Sen.	Total	Sen.	Total	Sen.	Total	Sen.
90T	7420	10	291.6	291.6	365.2	365.2	438.4	438.4	-	-	-	-
		20	291.6	291.6	365.2	365.2	507.4	435.6	-	-	-	-
		30	314	291.2	470.6	359.2	654.8	425	-	-	-	-
		40	391.8	285	581	351.6	803.4	413.2	-	-	-	-
		50	473.4	280.2	691.6	343.4	952	400.2	-	-	-	-
		60	554.4	274.4	801.8	334.2	1100.4	386.2	-	-	-	-
	16320	10	555.6	555.6	697.4	697.4	838.4	838.4	-	-	-	-
		20	555.6	555.6	697.6	697.6	898.4	838.6	-	-	-	-
		30	555.6	555.6	819	678.2	1138.2	793	-	-	-	-
		40	678.8	533.4	1008.8	648.6	1393.8	752.2	-	-	-	-
		50	820.4	512.6	1198.6	618.2	1643.8	708.4	-	-	-	-
		60	961.4	491.2	1389.2	587.4	1894	664.8	-	-	-	-
100T	7420	10	291.6	291.6	365.2	365.2	438.4	438.4	-	-	-	-
		20	291.6	291.6	365.2	365.2	507.4	435.6	-	-	-	-
		30	314	291.2	470.6	359.2	654.8	425	-	-	-	-
		40	391.8	285	581	351.6	803.4	413.2	-	-	-	-
		50	473.4	280.2	691.6	343.4	952	400.2	-	-	-	-
		60	554.4	274.4	801.8	334.2	1100.4	386.2	-	-	-	-
	16320	10	555.6	555.6	697.4	697.4	838.4	838.4	-	-	-	-
		20	555.6	555.6	697.6	697.6	898.4	838.6	-	-	-	-
		30	555.6	555.6	819	678.2	1138.2	793	-	-	-	-
		40	678.8	533.4	1008.8	648.6	1393.8	752.2	-	-	-	-
		50	820.4	512.6	1198.6	618.2	1643.8	708.4	-	-	-	-
		60	961.4	491.2	1389.2	587.4	1894	664.8	-	-	-	-
110T	7420	10	291.6	291.6	365.2	365.2	438.4	438.4	-	-	-	-
		20	291.6	291.6	365.2	365.2	507.4	435.6	-	-	-	-
		30	314	291.2	470.6	359.2	654.8	425	-	-	-	-
		40	391.8	285	581	351.6	803.4	413.2	-	-	-	-
		50	473.4	280.2	691.6	343.4	952	400.2	-	-	-	-
		60	554.4	274.4	801.8	334.2	1100.4	386.2	-	-	-	-
	16320	10	555.6	555.6	697.4	697.4	838.4	838.4	-	-	-	-
		20	555.6	555.6	697.6	697.6	898.4	838.6	-	-	-	-
		30	555.6	555.6	819	678.2	1138.2	793	-	-	-	-
		40	678.8	533.4	1008.8	648.6	1393.8	752.2	-	-	-	-
		50	820.4	512.6	1198.6	618.2	1643.8	708.4	-	-	-	-
		60	961.4	491.2	1389.2	587.4	1894	664.8	-	-	-	-
120T	11382	10	447.6	447.6	560.4	560.4	672.6	672.6	-	-	-	-
		20	447.6	447.6	560.4	560.4	779.2	668.6	-	-	-	-
		30	482.8	447.2	722.4	551.2	1005.8	652.4	-	-	-	-
		40	602.4	438	892.2	539.8	1232	633.6	-	-	-	-
		50	727	430.2	1062.2	527.2	1461.2	614.2	-	-	-	-
		60	850.8	421.2	1231	513.2	1690.8	593.6	-	-	-	-
	25042	10	852.6	852.6	1071.4	1071.4	1286	1286	-	-	-	-
		20	852.6	852.6	1071.4	1071.4	1379.6	1287.4	-	-	-	-
		30	852.6	852.6	1256	1040.4	1749.2	1217.8	-	-	-	-
		40	1044.2	819.4	1552.2	996.8	2126.2	1149.6	-	-	-	-
		50	1258	786.4	1845.2	950.6	2523	1087.2	-	-	-	-
		60	1476.6	754.2	2133.4	901.8	2913.6	1022.4	-	-	-	-

# UNIT ELECTRICAL DATA

R410A HIGH EFFICIENT											
MODEL	POWER SUPPLY	VOLTAGE RANGE		FM	COMPRESSOR			BLOWER MOTOR		MCA	MOCP
	(V-PH-HZ)	MIN.	MAX.	FLA	RLA	LRA	KW	FLA			
7T	415/3/50	380	420			128	1.1	3.90			
10T	415/3/50	380	420			139	1.6	4.84			
12T	415/3/50	380	420			174	1.6	4.84			
15T	415/3/50	380	420			128	1.6	4.84			
20T	415/3/50	380	420			118	1.6	4.84			
25T	415/3/50	380	420			174	3.5	8.90			
30T	415/3/50	380	420			128	3.5	8.90			
35T	415/3/50	380	420			139	3.5	8.90			
40T	415/3/50	380	420			118	2.5	6.34			
45T	415/3/50	380	420			140	2.5	6.34			
50T	415/3/50	380	420			174	2.5	6.34			
55T	415/3/50	380	420			174	2.5	6.34			
60T	415/3/50	380	420			128	3.5	8.90			
65T	415/3/50	380	420			128	3.5	8.90			
70T	415/3/50	380	420			139	3.5	8.90			
80T	415/3/50	380	420			118	2.5	6.34			
90T	415/3/50	380	420			140	2.5	6.34			
100T	415/3/50	380	420			174	2.5	6.34			
110T	415/3/50	380	420			174	2.5	6.34			
120T	415/3/50	380	420			174	2.5	6.34			
R410A STANDARD											
MODEL	POWER SUPPLY	VOLTAGE RANGE		FM	COMPRESSOR			BLOWER MOTOR		MCA	MOCP
	(V-PH-HZ)	MIN.	MAX.	FLA	RLA	LRA	KW	FLA			
7T	415/3/50	380	420			139	1.1	3.90			
10T	415/3/50	380	420			140	1.1	3.90			
12T	415/3/50	380	420			174	1.1	3.90			
15T	415/3/50	380	420			139	1.6	4.84			
20T	415/3/50	380	420			140	1.6	4.84			
25T	415/3/50	380	420			101	1.6	4.84			
30T	415/3/50	380	420			139	1.6	4.84			
35T	415/3/50	380	420			118	1.6	4.84			
40T	415/3/50	380	420			140	3.5	8.90			
45T	415/3/50	380	420			174	3.5	8.90			
50T	415/3/50	380	420			118	3.5	8.90			
55T	415/3/50	380	420			146	2.5	6.34			
60T	415/3/50	380	420			140	2.5	6.34			
65T	415/3/50	380	420			174	2.5	6.34			
70T	415/3/50	380	420			174	2.5	6.34			
80T	415/3/50	380	420			140	2.5	6.34			
90T	415/3/50	380	420			174	3.5	8.90			
100T	415/3/50	380	420			118	3.5	8.90			
110T	415/3/50	380	420			146	3.5	8.90			
120T	415/3/50	380	420			140	2.5	6.34			

## LEGEND:

- FLA : Full Load Amps
- RLA : Rated Load Amps
- LRA : Locked Rotor Amps
- MCA : Minimum Circuit Amps
- MOCP : Maximum Over Current Protection

# SUPPLY AIR PERFORMANCE

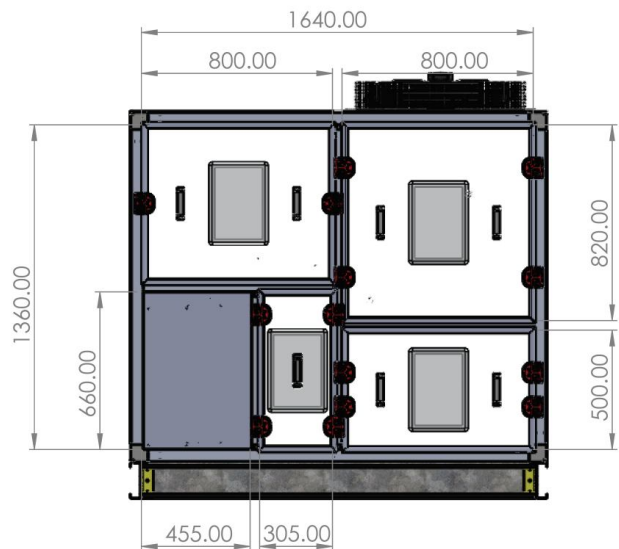
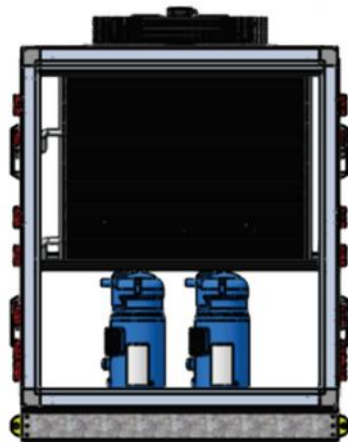
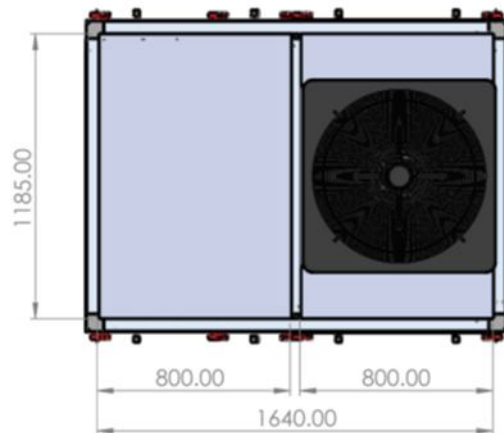
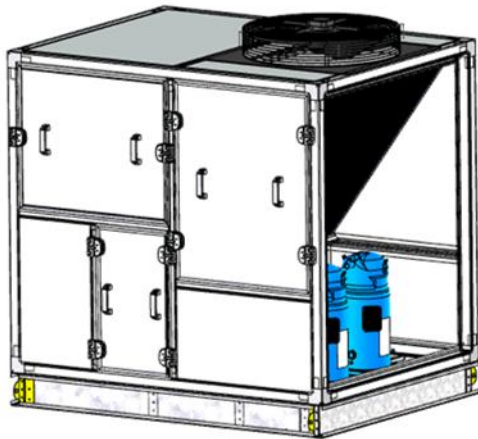
## Belt Drive System

R410A HIGH EFFICIENT					
MODEL	CFM	Min External (in.WG)	Max External (in.WG)	Motor (RPM)	Motor (KW)
7T	1053	0.125	0.5	500	0.28
	2315	0.125	0.5	1000	1.1
10T	1559	0.125	0.5	450	0.38
	3428	0.125	0.5	900	1.6
12T	1559	0.125	0.5	450	0.38
	3428	0.125	0.5	900	1.6
15T	1559	0.125	0.5	450	0.38
	3428	0.125	0.5	900	1.6
20T	2045	0.125	0.5	400	0.38
	4497	0.125	0.5	800	1.6
25T	3710	0.125	0.5	350	0.9
	8160	0.125	0.5	700	3.5
30T	3710	0.125	0.5	350	0.9
	8160	0.125	0.5	700	3.5
35T	3710	0.125	0.5	350	0.9
	8160	0.125	0.5	700	3.5
40T	5691	0.125	0.5	400	1.32
	12521	0.125	0.5	800	5
45T	5691	0.125	0.5	400	1.32
	12521	0.125	0.5	800	5
50T	5691	0.125	0.5	400	1.32
	12521	0.125	0.5	800	5
55T	5691	0.125	0.5	400	1.32
	12521	0.125	0.5	800	5
60T	7420	0.125	0.5	350	1.8
	16320	0.125	0.5	700	7
65T	7420	0.125	0.5	350	1.8
	16320	0.125	0.5	700	7
70T	7420	0.125	0.5	350	1.8
	16320	0.125	0.5	700	7
80T	11382	0.125	0.5	400	2.64
	25042	0.125	0.5	800	10
90T	11382	0.125	0.5	400	2.64
	25042	0.125	0.5	800	10
100T	11382	0.125	0.5	400	2.64
	25042	0.125	0.5	800	10
110T	11382	0.125	0.5	400	2.64
	25042	0.125	0.5	800	10
120T	11382	0.125	0.5	400	2.64
	25042	0.125	0.5	800	10

R410A STANDARD					
MODEL	CFM	Min External (in.WG)	Max External (in.WG)	Motor (RPM)	Motor (KW)
7T	1053	0.125	0.5	500	0.28
	2315	0.125	0.5	1000	1.1
10T	1053	0.125	0.5	500	0.28
	2315	0.125	0.5	1000	1.1
12T	1053	0.125	0.5	500	0.28
	2315	0.125	0.5	1000	1.1
15T	1559	0.125	0.5	450	0.38
	3428	0.125	0.5	900	1.6
20T	1559	0.125	0.5	450	0.38
	3428	0.125	0.5	900	1.6
25T	1559	0.125	0.5	450	0.38
	3428	0.125	0.5	900	1.6
30T	2045	0.125	0.5	400	0.38
	4497	0.125	0.5	800	1.6
35T	2045	0.125	0.5	400	0.38
	4497	0.125	0.5	800	1.6
40T	3710	0.125	0.5	350	0.9
	8160	0.125	0.5	700	3.5
45T	3710	0.125	0.5	350	0.9
	8160	0.125	0.5	700	3.5
50T	3710	0.125	0.5	350	0.9
	8160	0.125	0.5	700	3.5
55T	5691	0.125	0.5	400	1.32
	12521	0.125	0.5	800	5
60T	5691	0.125	0.5	400	1.32
	12521	0.125	0.5	800	5
65T	5691	0.125	0.5	400	1.32
	12521	0.125	0.5	800	5
70T	5691	0.125	0.5	400	1.32
	12521	0.125	0.5	800	5
80T	5691	0.125	0.5	400	1.32
	12521	0.125	0.5	800	5
90T	7420	0.125	0.5	350	1.8
	16320	0.125	0.5	700	7
100T	7420	0.125	0.5	350	1.8
	16320	0.125	0.5	700	7
110T	7420	0.125	0.5	350	1.8
	16320	0.125	0.5	700	7
120T	11382	0.125	0.5	400	2.64
	25042	0.125	0.5	800	10

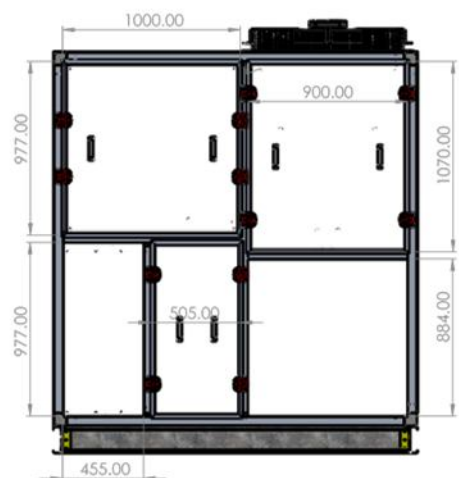
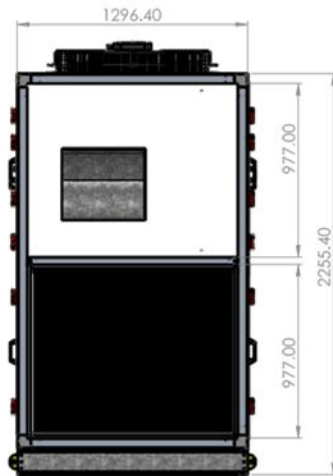
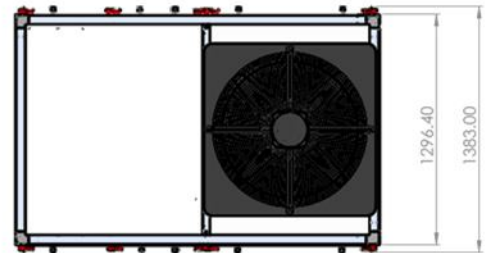
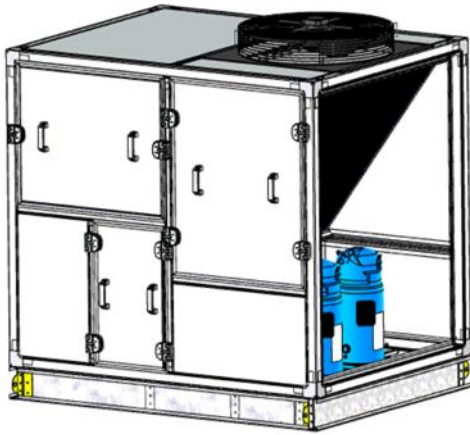
# UNIT DIMENSIONS

10 T



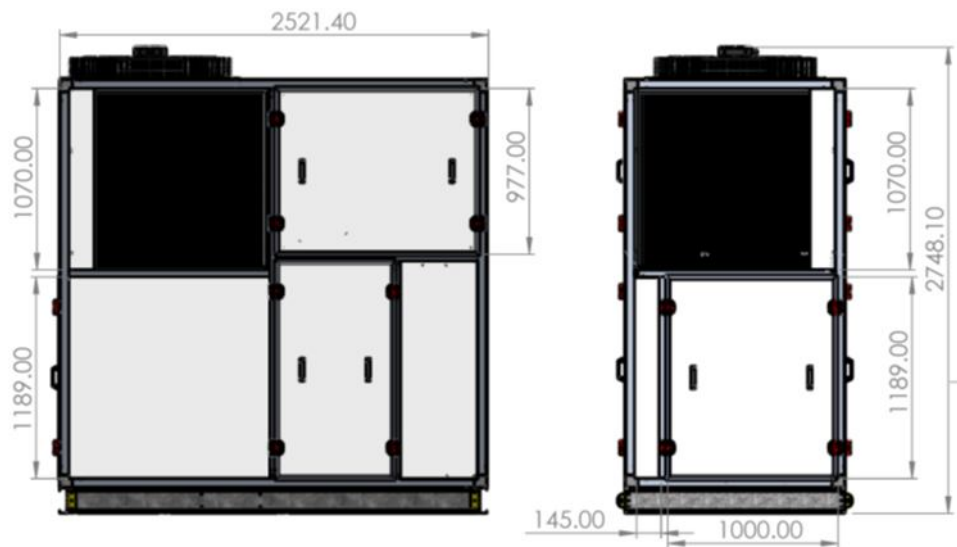

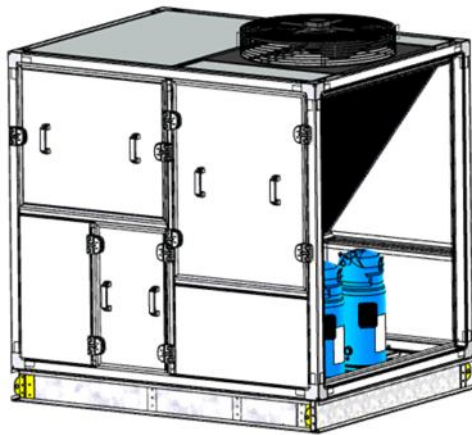
# UNIT DIMENSIONS

20 T



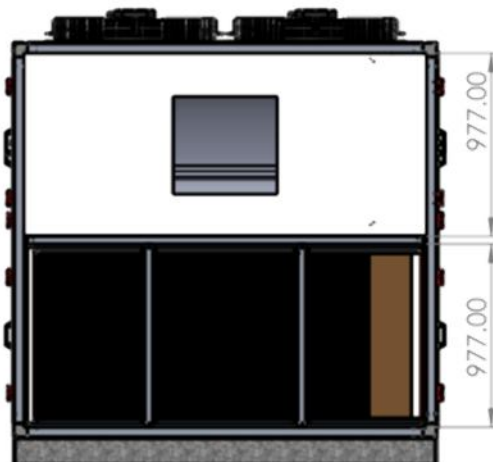
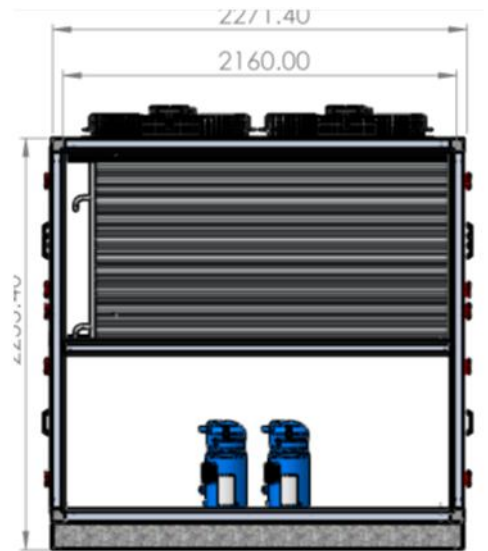
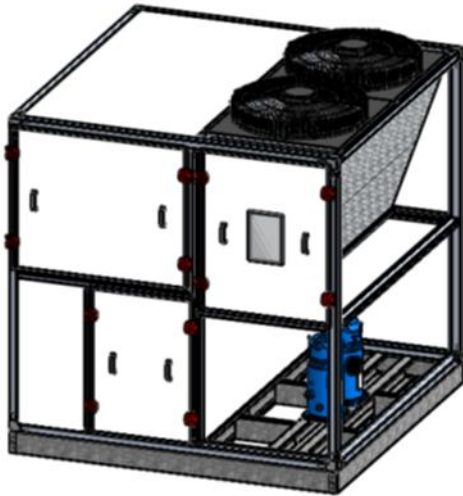
# UNIT DIMENSIONS

30 T



# UNIT DIMENSIONS

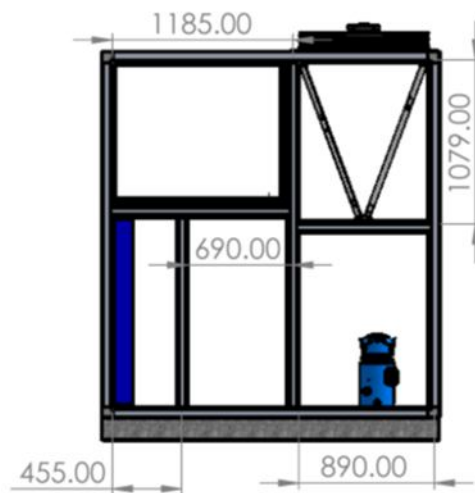
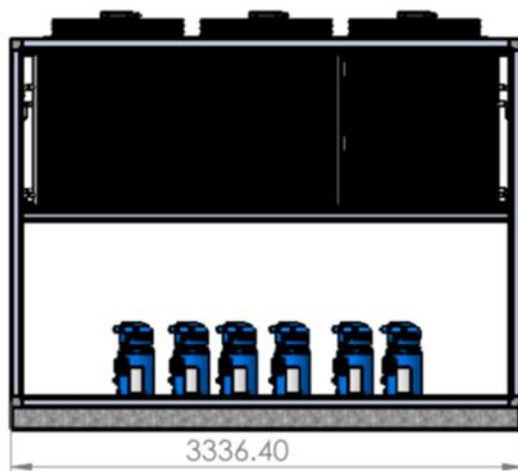
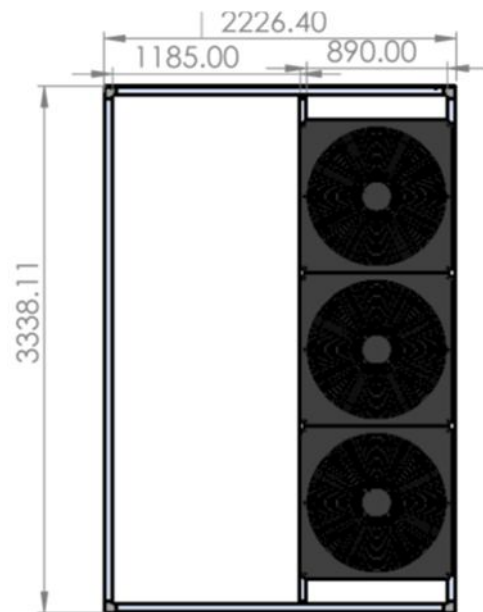
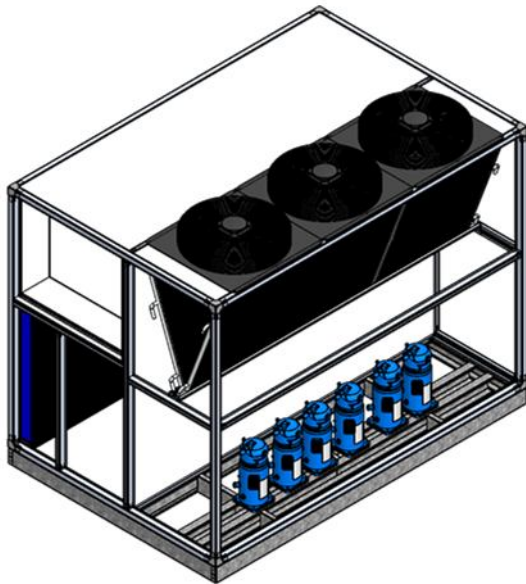
40 T





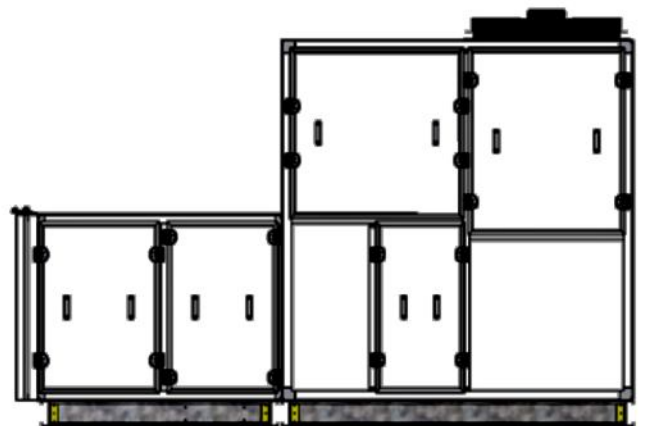
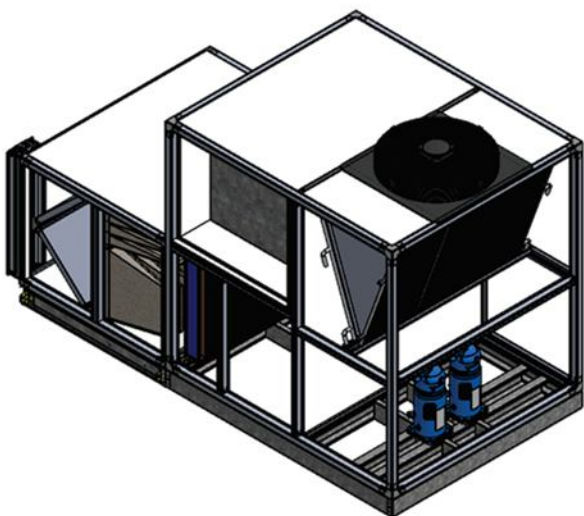
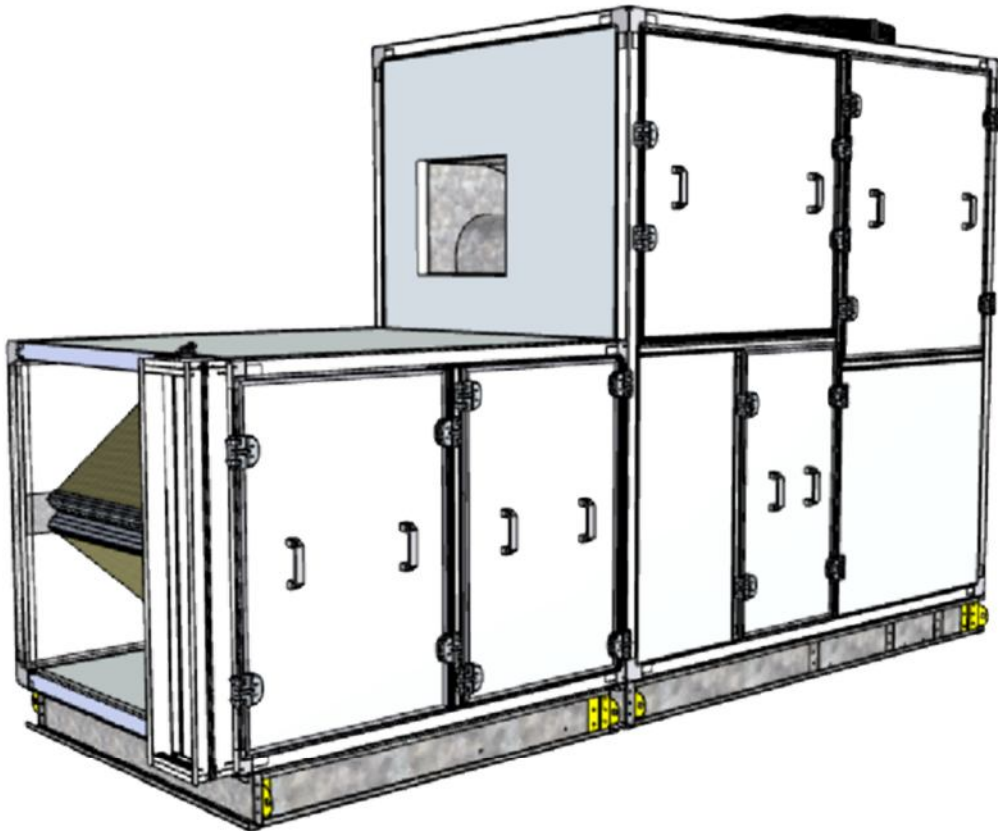
# UNIT DIMENSIONS

60 T



# UNIT DIMENSIONS

Package Filter







# . NOTE .

A large rectangular area with rounded corners, outlined in light blue, containing numerous horizontal light blue lines for writing. The lines are evenly spaced and extend across the width of the page, providing a template for taking notes.



**ECO COOLER**  
AIR CONDITIONER